



take action!

## THE AMERICAN PIE EXERCISE



### HOW DO YOU THINK AMERICA'S BUDGET PIE IS SLICED FOR 2007?

**B**ELOW ARE TWO PIES. The one on top represents the total federal budget: it includes mandatory and discretionary programs. The one on the bottom illustrates only the discretionary part of the budget (the part Congress votes on every year).

*The quiz:* Assign a letter to each slice of pie, to indicate how much goes to each program.

## Step 1

Take the quiz!

### GET CONNECTED!

Check out these great online resources.

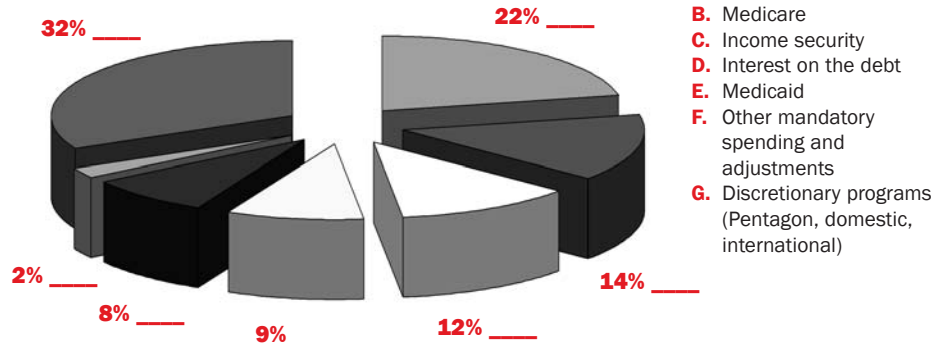
WAND Education Fund web site:  
[www.WANDEducationFund.org](http://www.WANDEducationFund.org)

Will web site:  
[www.willwand.org](http://www.willwand.org)

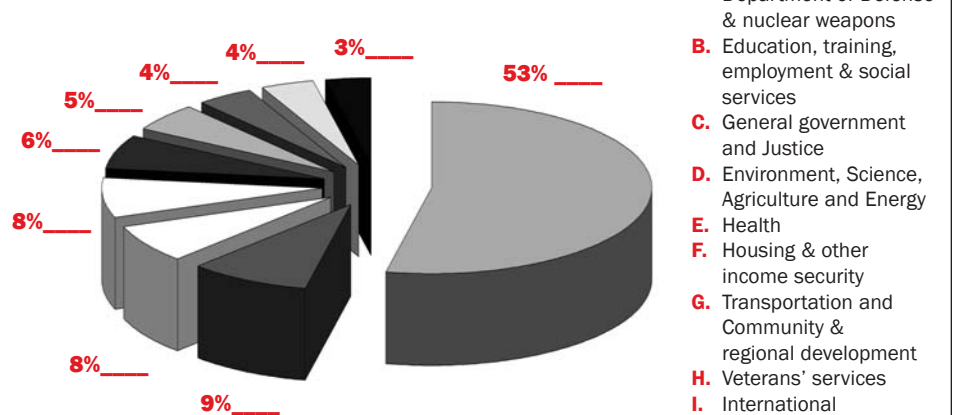
STAND web site:  
[www.standwand.org](http://www.standwand.org)



#### TOTAL U.S. BUDGET



#### DISCRETIONARY U.S. BUDGET



Women's Action for New Directions  
 Education Fund • 2006

# Step 2

Know the answers!



Women's Action for New Directions Education Fund

*WAND Education Fund educates the public and opinion leaders about the need to reduce violence and militarism in society, and redirect excessive military spending to unmet human and environmental needs.*

Susan Shaer, Executive Director

www.WANDEducationFund.org  
info@wand.org

**National Office**  
691 Massachusetts Avenue  
Arlington, MA 02476  
781-643-6740

**Washington Office**  
322 4th St., NE  
Washington, DC 20002  
202-544-5055

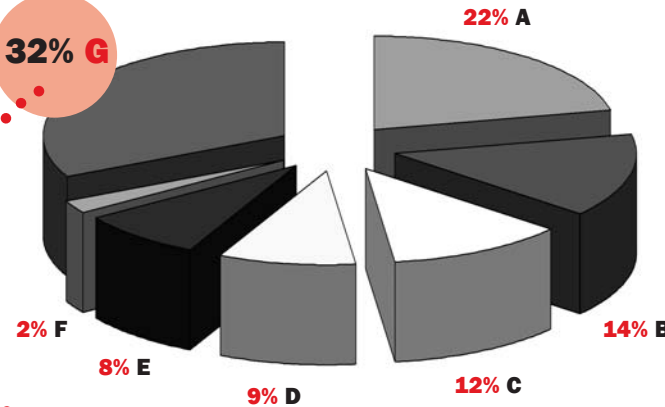
**Field Office**  
250 Georgia Avenue S.E., Suite 202  
Atlanta, Georgia 30312  
404-524-5999

These materials are made possible by the generous support of:  
Compton Foundation  
Connect US Fund of the Tides Foundation  
Rockefeller Brothers Fund  
Rockefeller Financial Services  
Stewart Mott Charitable Trust  
Town Creek Foundation

©2006 WAND Education Fund  
We encourage photocopying for educational purposes, provided that WAND is properly credited.  
We request notification of such use.

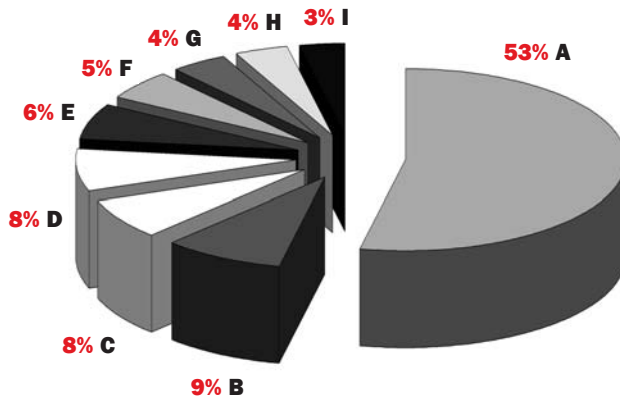
## PENTAGON EATS UP OVER HALF THE BUDGET

**TOTAL U.S. BUDGET:**  
**\$2,687,115,000,000 (\$2.7 TRILLION)**



- A. 22%** Social Security (\$584 billion)
- B. 14%** Medicare (\$389 billion)
- C. 12%** Income security (SSI, EITC, unemployment) (\$318 billion)
- D. 9%** Interest on the debt (\$244 billion)
- E. 8%** Medicaid (\$224 billion)
- F. 2%** Other mandatory spending and adjustments (\$59 billion)
- G. 32%** Discretionary programs (\$869 billion)
  - 17% Pentagon (\$463 b)
  - 14% Domestic (\$374 b)
  - 1% International (\$32 b)

**DISCRETIONARY U.S. BUDGET:**  
**\$868,561,000,000 (\$869 BILLION)**



- A. 53%** Pentagon — Department of Defense & nuclear weapons (\$463 billion)
- B. 9%** Education, training, employment & social services (\$78 billion)
- C. 8%** General government and Justice (\$66 billion)
- D. 8%** Environment, Science, Agriculture and Energy (\$65 billion)
- E. 6%** Health (\$52 billion)
- F. 5%** Housing & other income security (\$43 billion)
- G. 4%** Transportation and Community & regional development (\$36 billion)
- H. 4%** Veterans' services (\$34 billion)
- I. 3%** International (\$32 billion)

**While Pentagon spending is 17% of the total budget, it is 53% of the money Congress makes decisions about every year — the discretionary programs.** And the President's Pentagon budget request for FY07 — nearly *half a trillion dollars* — is only the start. The wars in Iraq and Afghanistan are financed entirely by supplemental requests, which don't show up in the regular budget. **For the last fiscal year (FY06), if you add up spending on the Pentagon in the regular budget, plus supplemental appropriations for the wars, you get a total of \$550 billion.**

### WHAT ROLE DOES CONGRESS PLAY?

Every year, Congress decides how much to spend on discretionary programs. The budget resolution is debated and (usually) adopted early in the year, and serves as a spending guide. The U.S. will spend over half the discretionary budget on the Pentagon in FY07; at \$463 billion, this is almost as much as all the other countries in the world spend — *combined*. And this does *not* include money for the wars in Iraq and Afghanistan, for veterans' services, or for international affairs.

WHAT'S COOKING? INGREDIENTS IN SLICES OF THE PIE

**Education, training, employment & social services**

**Sample Ingredients:** Elementary, secondary, vocational and higher ed, student aid, disadvantaged ed and special ed; children and family services.

**General government and Justice**

**Sample Ingredients:** IRS, Congress; border security, courts, law enforcement; commerce; Social Security administrative expenses.

**Environment, Science, Agriculture and Energy**

**Sample Ingredients:** Pollution control, Corps of Engineers, Forest Service, NOAA; space flight, NSF; ag research; energy R&D and conservation.

**Health**

**Sample Ingredients:** NIH, CDC, substance abuse and mental health services, FDA; Medicare administrative expenses.

**Housing & other income security**

**Sample Ingredients:** Housing assistance, WIC, SSI administration, home energy assistance, childcare.

**Transportation and Community & regional development**

**Sample Ingredients:** FAA and air transportation security; Coast Guard, mass transit, railroads; homeland security.

**Veterans' services**

**Sample Ingredients:** Medical care, housing loan program, National Cemetery.

**International**

**Sample Ingredients:** International development & humanitarian assistance, foreign military financing, economic support fund, State Department.

**Pentagon – Department of Defense & nuclear weapons**

**Sample Ingredients:**

(Percentages based on FY06 budget)

- **Operation and maintenance:** 33% (\$152 billion) training, logistics, facilities management
- **Personnel:** 24% (\$111 billion) pay and benefits
- **Procurement:** 18% (\$84 billion) purchase of weapons systems, goods, services
- **Research, development, test & evaluation:** 16% (\$73 billion) new weapons systems
- **Nuclear weapons:** 4% (\$17 billion) research, maintenance, cleanup
- **Military construction:** 3% (\$13 billion) bases, buildings, golf courses, gyms, childcare centers in U.S. and abroad
- **Family housing:** 1% (\$4 billion)
- **Other:** 2% (\$9 billion)

Step 3

Examine each slice of pie



The Pentagon budget is \$463 billion.

Just how much is that? About \$880,000 a minute, or \$15,000 each second.

SOURCES

Office of Management and Budget, FY07, Analytical Perspectives, Table 25-12. Current Services Budget Authority by Function, Category and Program

Department of Defense Center for Arms Control and Non-Proliferation

A SEAT AT THE TABLE OF POWER

Step 4

Take action!



“Our values should be reflected in our budget. We can have a strong defense and provide smart security with jobs, education, health care and a clean environment — without reckless cutting of basic needs and unjustifiable spending on unnecessary weapons systems. It’s up to us to let our leaders know what we care about.”

—Susan Shaer,  
WAND executive director

Got email?  
Get our action alerts!

We keep track of what’s happening on Capitol Hill so you don’t have to. But we’re happy to send you word when it’s something good, so you can take action for positive change. To sign up for our action alerts, just send us a line: [bulletin@wand.org](mailto:bulletin@wand.org)  
Thanks!

WOMEN NEED TO TAKE ACTION

YEAR AFTER YEAR, BILLIONS OF DOLLARS ARE WASTED AND MISMANAGED IN THE PENTAGON BUDGET, while programs to meet basic human needs are cut or under-funded — including programs to provide social services for the veterans who have served the country. WAND’s top priority is to educate the public on current federal spending priorities and help citizens work with elected officials to create a more equitable budget pie — one that shifts funds from Pentagon waste to programs for women, children and the environment.

What you can do to work for a better budget!

ACTIONS TO TAKE TODAY

**Join WAND** - Become an individual member, start a WAND chapter and encourage groups in your area to work with WAND as partners. Contact WAND’s field office for more information (see box inside).

**Learn More** - Many web sites offer useful information about the budget. One of the most effective ways to understand how federal budget choices are affecting you and your community is by searching the web site of the National Priorities Project: [www.nationalpriorities.org](http://www.nationalpriorities.org). Another good source for budget information is the Center on Budget and Policy Priorities: [www.cbpp.org](http://www.cbpp.org).

**Educate Others** - Copy and distribute this flyer to everyone you know and post it in public places.

**Spread the Word** - Write letters to the editor of your local newspapers. Call in to talk radio programs. Talk about the need for new federal spending priorities with everyone you know.

**Speak Up & Speak Out** - Every time funds are cut from important programs, contact your members of Congress and the media and let them know those funds would not have to be cut if Congress would stop funding wasteful Pentagon programs. For more on how to do this, visit the WAND Take Action! Center: [www.wandactioncenter.org](http://www.wandactioncenter.org); or call the WAND field office: 404-524-5999.

**Raise the Issue and Vote** - Ask federal candidates questions about spending priorities. Ask if they will work to cut Pentagon waste and mismanagement, and shift sufficient funds from the Pentagon budget to meet human and environmental needs. Then, make sure you and others in your community vote!

**Hold Politicians Accountable** - Watch how your elected officials vote on budget issues. Let them know what you think about their budget priorities.



Jo Carson, Acting Chair, WAND Board of Directors



Tamra M. Edwards, WAND Women Speakers Bureau

