

HOW TO  
MAKE A  
BETTER  
BUDGET  
PIE

# STEP FOUR

Take  
Action!



"Our values should be reflected in this budget. We can have a strong defense and provide smart security with jobs, education, health care and a clean environment—without reckless cutting of basic needs and unjustifiable spending on unnecessary weapons systems. It's up to us to let our leaders know what we care about."

**Susan Shaer**  
WAND Executive Director

## Get Connected!



**Great resources available online from WAND.**

Check out WAND's website at [www.wand.org](http://www.wand.org).

Sign up for the **WAND/ Women Take Action!**

**Grassroots Bulletin Board**—a bi-monthly email of news and information. Contact [membership@wand.org](mailto:membership@wand.org) or call 404-524-5999.

For timely email updates on congressional issues, sign up for **WAND's Capitol Hill Action Alerts**. Contact [wand@wand.org](mailto:wand@wand.org).

## Women Need to Take Action

Year after year, we see billions of dollars wasted in the Pentagon budget, while programs to meet basic needs are eliminated or underfunded, including programs to provide social services for the veterans who have served the country during war and peace. WAND's top priority is to educate the public on current federal spending priorities and help citizens work with elected officials to create a more equitable budget pie—one that shifts funds from Pentagon waste to programs for women, children and the environment.

### What You Can Do to Work for a Better Budget

**Join WAND** Become an individual member, start a WAND chapter and encourage groups in your area to work with WAND as Partners. Contact WAND's National Field Director at (404) 524-5999 or email her at [membership@wand.org](mailto:membership@wand.org).

**Learn More** There are lots of places online where you can track the budget. One of the most effective ways to understand how federal budget choices are impacting you and your community is by visiting the website of the National Priorities Project, [www.nationalpriorities.org](http://www.nationalpriorities.org). NPP provides information on how federal spending policies impact states and local communities, including charts that show you the tradeoffs your community is making everyday by funding weapons instead of human and environmental needs. Another good source for budget information is the Center on Budget and Policy Priorities, [www.cbpp.org](http://www.cbpp.org). The CBPP analyses a range of government policies and programs, with an emphasis on those affecting low- and moderate-income people.

**Educate Others** Copy and distribute this fact sheet to everyone you know and post it in public places.

**Spread the Word** Write letters to the editor of your local newspapers. Call in to talk radio programs. Talk about the need for new federal spending priorities with everyone you know.

**Speak Up & Speak Out** Every time funds are cut from important programs, contact your members of Congress (202-224-3121) and the media and let them know those funds would not have to be cut if Congress would just stop funding wasteful Pentagon programs.

**Raise the Issue and Vote** Ask federal candidates questions about spending priorities. Ask if they will work to cut Pentagon waste and mismanagement, and redirect sufficient funds from the Pentagon budget to meet human and environmental needs. Look for it in print. Then, make sure you and others in your community vote!

**Hold Politicians Accountable** Watch how your elected officials vote on budget issues. Let them know what you think about their budget priorities.

# WOMEN Take Action!

## THE AMERICAN PIE EXERCISE

### THE AMERICAN PIE EXPERIENCE

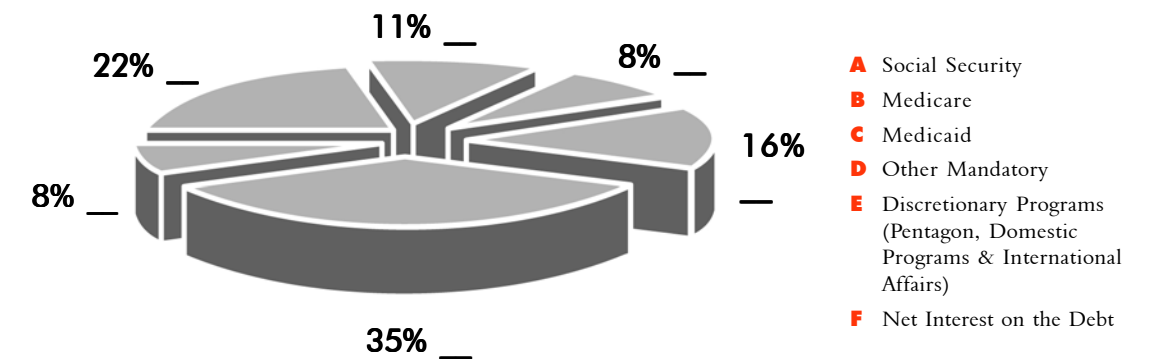
# STEP ONE

Take  
the  
Quiz

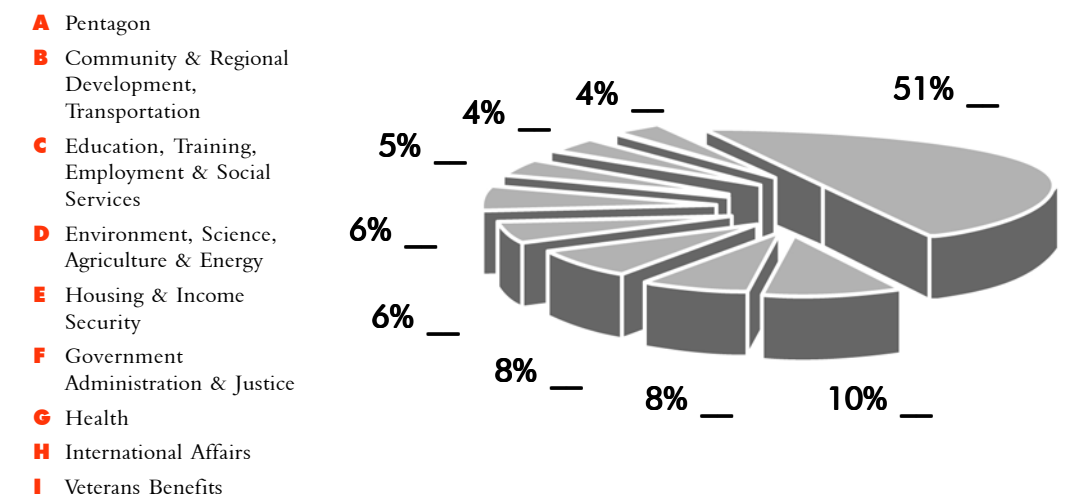
## How do you think America's Budget Pie is sliced for 2004?

Below are two pies. The one on the top represents the total budget, which includes mandatory and discretionary programs. The one on the bottom is only the discretionary part of the total budget—that which Congress votes on every year. For each pie write the letter of the spending category you think goes with each percentage (or "slice").

### Total U.S. Budget



### Discretionary Programs Only\*



\*Percentages do not equal 100% due to rounding

Now, turn to page two ▶



WOMEN'S ACTION FOR NEW DIRECTIONS EDUCATION FUND

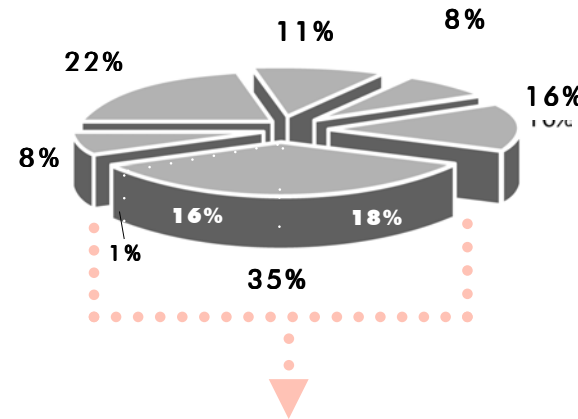
Copyright © November 2003 WAND Education Fund. Photocopying is encouraged for educational purposes, provided that WAND is properly credited. WAND requests notification of such use.

Susan Shaer, Executive Director • National Office: 691 Massachusetts Avenue, Arlington, MA 02476 • phone: (781) 643-6740 • fax (781) 643-6744. DC Office: 322 4th Street NE, Washington, DC 20002 • phone: (202) 544-5055 • fax: (202) 544-7612. Membership Info: (404) 524-5999 • email: [info@wand.org](mailto:info@wand.org) • website: [www.wand.org](http://www.wand.org) • Special thanks to Rockefeller Financial Services and Town Creek Foundation for supporting WAND's Women Take Action! project.

**Total U.S. Budget**

\$2,243,021,000,000

- A** 22% Social Security (\$494.6 billion)
- B** 11% Medicare (\$254.9 billion)
- C** 8% Medicaid (\$182.5 billion)
- D** 16% Other Mandatory (\$351.3 billion)
- E** 35% Discretionary Programs (\$783.3 billion):  
18% Pentagon (\$399.2 billion)  
16% Domestic Programs (\$355.5 billion)  
1% International Affairs (\$28.6 billion)
- F** 8% Net Interest on Debt (\$176.4 billion)



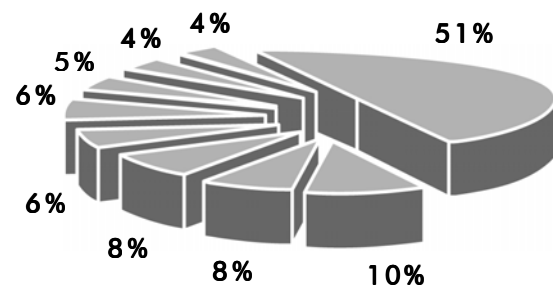
**Discretionary Programs Only\***

(those which Congress votes on every year)

\$783,300,000,000

- A** 51% Pentagon (\$399.2 billion)
- B** 10% Education, Training, Employment & Social Services (\$75 billion)
- C** 8% Government Admin. & Justice (\$59.9 billion)
- D** 8% Environment, Science, Agriculture & Energy (\$60.4 billion)
- E** 6% Housing & Income Security (\$46.2 billion)
- F** 6% Health (\$49.6 billion)
- G** 5% Community & Regional Development, Transportation (\$36.2 billion)
- H** 4% International Affairs (\$28.6 billion)
- I** 4% Veterans Benefits (\$28.2 billion)

\*Percentages do not equal 100% due to rounding



**Pentagon Spending is 51% of the Budget?**

While Pentagon spending is 18% of the total budget, it is 51% of the money Congress makes decisions about every year—the discretionary programs. And the Pentagon request, \$399.2 billion, isn't even the full cost of the military to taxpayers. Spending for present and past military purposes consumes much more of the budget, both mandatory and discretionary. If you take into account all spending on the military, such as interest on the debt that is due to past Pentagon spending, then military spending is closer to \$604.3 billion for FY04. And none of these totals include the cost for current operations in Iraq or Afghanistan.

**Just How Much is \$399.2 Billion?**

About \$759,512 a minute for a year!  
Or \$12,658 each second!

**What is Congress's Role?**

Congress gets to decide every year how much we are going to spend on discretionary programs. These categories of spending are determined in the budget resolution that is adopted early each year and serves as a guide for spending throughout the year. The U.S. will spend 51% of our discretionary budget on the military in FY04—more than the next 20 nations combined spend on their militaries. In fact, Pentagon spending has hovered around half of all discretionary spending in the U.S. every year since the Cold War ended.

FY2004 Budget figures based on President's proposed FY2004 Budget as issued by the Office of Management and Budget (February 2003). Percentages are rounded to nearest whole numbers.

*Here's What's Cookin'*

**Government Administration & Justice**

**Sample Ingredients:** Congress; White House; Internal Revenue Service; Immigration & Naturalization Service; Equal Employment Opportunity Commission; Office of Civil Rights; Legal Services Corporation; Drug Enforcement Agency; Federal Bureau of Investigation; courts & prisons; costs of operating Medicare & Social Security.



**International Affairs**

**Sample Ingredients:** Export-Import Bank; International Monetary Fund; Peace Corps; U.S. Information Agency; NATO contributions; assistance for Russia, Central & Eastern European countries; State Department programs; development banks; food aid; international peacekeeping; refugee programs; foreign military grants & loans.



**Health**

**Sample Ingredients:** Centers for Disease Control; Food & Drug Administration; National Institutes of Health; Native American health; health care services; substance abuse & mental health programs; health research & clinical training; consumer and occupational health & safety; food safety and inspection.



**Community & Regional Development and Transportation**

**Sample Ingredients:** Federal Aviation Administration; Tennessee Valley Authority; Coast Guard; Appalachian Regional Commission; Native American programs; community loans & block grants; disaster relief & insurance; highways; mass transit; railroads; airports; marine safety & ocean shipping.



**Environment, Science, Agriculture & Energy**

**Sample Ingredients:** Corps of Engineers; National Parks; Forest Service; Hazardous Waste Superfund; National Science Foundation; National Air & Space Administration; Nuclear Regulatory Commission; Federal Energy Regulation Commission; nuclear waste program; agricultural research & farm income stabilization.



**Veterans Benefits**

**Sample Ingredients:** Veterans compensation, pensions and insurance; Veterans hospital and medical care; housing; education, training and rehabilitation.



**Education, Training, Employment & Social Services**

**Sample Ingredients:** Library of Congress; Public Broadcasting Corporation; Smithsonian Institution; Native American, bilingual & immigrant education programs; elementary, secondary, vocational & adult education; special education; student financial aid; school improvements; training & employment services; children, families & aging services.



**Housing and Income Security**

**Sample Ingredients:** Pension Benefit Guaranty Corporation; Pension & Welfare Benefits Administration; National Credit Union Administration; Postal Service payments; FHA Loan Program; Section 8 Affordable Housing; homeless shelters; low-income heating assistance; child-care grants; food stamps; refugee assistance; small & minority business assistance; unemployment compensation; costs of operating federal employee retirement plans.



**Pentagon**

**Sample Ingredients:**  
(Percentages based on FY2004 budget)

- **Operation & Maintenance:** 33% (\$133 B.) readiness, training, logistics, and facilities management;
- **Military Personnel:** 25% (\$98.6 B.) pay and benefits;
- **Procurement:** 19% (\$74.4 B.) purchase of goods, services & weapons;
- **Research, Development, Test & Evaluation:** 15% (\$61.8 B.) new weapons and systems, such as \$9.1 billion (a 12% increase) for Ballistic Missile Defense programs;
- **Atomic Energy & Defense-related Activities:** 4% (\$16.8 B.) nuclear weapons, stockpile stewardship & maintenance;
- **Military Construction:** 1% (\$5 B.) bases, buildings, golf courses, gyms, child care centers, etc. domestically & abroad;
- **Family Housing:** 1% (\$4 B.) construction & maintenance of 300,000+ housing units—the majority of which are considered substandard.



What  
is in  
Each Slice  
of the  
Discretionary  
Pie?